

Sr. No.	Description	Unit	Rate (Rs.)	
			Labour	Composite
28-1	Providing and fixing hot dipped galvanized fully glazed steel door with frame single leaf galvanized steel bottom or kick rail 6" (150mm) wide and top rail 4" (100mm), width of Z-section 1.25" (30mm) at each edge using approved brass section oxidized fittings, iron lugs, including cutting holes galvanizing and cost of fabrication and making good the damages to walls.	Sq.m.	1,884.35	19,149.59
		Sq.ft.	175.15	1,779.70
28-2	Description same as in Item No. 28-2 but with double leaf fully glazed door with frame	Sq.m.	1,617.95	14,086.20
		Sq.ft.	150.35	1,309.15
28-3	Providing and fixing fully glazed steel door with frame single leaf with M.S bottom or kick rail 6" (150mm) wide and top rail of 4" (100mm) wide painted with two coats of red oxide paint, brass oxidized fittings of lugs, cutting holed, and making good the damages to walls.	Sq.m.	1,884.35	9,170.99
		Sq.ft.	175.15	852.30
28-4	Description same as in Item No. 28-3 but with double leaf fully glazed door with frame	Sq.m.	1,617.95	7,864.65
		Sq.ft.	150.35	730.90
28-5	Providing and fixing single leaf steel door with frame fully panelled with M.S sheet 16 gauge (1.59mm) painted with two coats of red oxide paint with brass fitting of approved make including cost of fabrication, iron lugs, cutting holes and making good the damages to walls.	Sq.m.	1,486.60	11,316.95
		Sq.ft.	138.15	1,051.75
28-6	Description same as in Item No. 28-5 but with double leaf door with frame	Sq.m.	1,465.70	11,189.15
		Sq.ft.	136.20	1,039.90
28-7	Providing and fixing hot dipped Galvanised single leaf steel door with 2" x 2" x 1/4" frame fully panelled with 16 gauge (1.59mm) G.I. sheet with brass fitting of approved make including cost of fabrication, iron lugs, cutting holes and making good the damages to walls.	Sq.m.	1,486.60	12,237.70
		Sq.ft.	138.15	1,137.35
28-8	Description same as in Item No. 28-7 but with double leaf door with frame	Sq.m.	1,465.70	10,872.80
		Sq.ft.	136.20	1,010.50
28-9	Description same as in Item No. 28-7 but with 2" x 2" x 1/4" frame partly glazed (using 5mm glass sheet) and partly panelled with G.I sheet of approved section	Sq.m.	1,879.50	12,493.13
		Sq.ft.	174.65	1,161.05
28-10	Description same as in Item No. 28-9 but with frame 2.5" x 2" x 1/4" partly and partly panelled with G.I. sheet	Sq.m.	1,599.90	12,539.10
		Sq.ft.	148.70	1,165.35
28-11	Description same as in item 28-5 but with frame (1.5"x1.5"x1/4") partly glazed (using 5mm glass sheet) and partly panelled of approved section with M.S. plate.	Sq.m.	1,879.50	12,329.75
		Sq.ft.	174.65	1,145.90
28-12	Description same as in item 28-6 but with frame (1.5"x1.5"x1/4") partly glazed (using 5mm glass sheet) and partly panelled of approved section with M.S. plate.	Sq.m.	1,599.90	12,465.55
		Sq.ft.	148.70	1,158.50
28-13	Providing and fixing M.S. sheet shutters with 2" x 2" x 1/4" angle iron frame as diagonal braces, gun metal roller and pulleys, angle iron top guides fixed to T-iron bottom track fixed in cement concrete 1:2:4 with rag bolts including locking arrangement and handles as per design and instructions of the Engineer incharge.	Cw.t	1,892.80	8,523.30
		Kg	37.86	170.47
28-14	Description same as in Item No. 28-13 but with G.I. corrugated sheet shutters.	Cw.t	1,986.21	8,589.20
		Kg	39.72	171.78

Sr. No.	Description	Unit	Rate (Rs.)	
			Labour	Composite
28-15	Providing and fixing 18 guage (1.41 mm) G.I. sheet pipe shaft 2" (50 mm) dia. with laths, 1/8" (3 mm) guide channel, 2" x 22" x 1") rolling shutter with all accessories and fittings encased in G.I. sheet hose with brackets including arrangement for inside and outside locking with operation handles cutting holes, painting with two coats of red oxide paint on M.S sections and making good the damage to walls as per design and instructions of the Engineer Incharge.	Cw.t	2,143.05	10,596.03
		Kg	42.86	211.92
28-16	Providing and fixing rolling shutters of 1/2" dia. M.S. bars mesh 4" x 4" with all accessories and fittings encased in G.I. box with brackets, arrangement for inside and outside locking with operation handles, cutting holes, painting two coats of red oxide paint on M.S. section and making good the damages to walls as per instructions of Engineer Incharge.	Cw.t	2,143.05	10,995.18
		Kg	42.86	219.90
28-17	Providing and fixing collapsible steel shutter or gate with vertical channels, flat iron diagonal, top and bottom rail with steel rollers of required size, T-iron bottom track riveting the junctions, including locking arrangement and handles, cutting holes, painting two coats of red oxide paint, fixing bottom track with cement concrete 1:2:4 and making good the damages to walls fabrication as designed and erection as per instructions of the Engineer Incharge.	Sq.m.	1,114.36	3,737.65
		Sq.ft.	103.55	347.35
28-18	Providing and fixing steel gate of flat iron sections of approved design with or without M.S. sheet covering including hold fast with or without roller and track arrangement including providing wicket shutter of required size with all accessories and locking arrangement as per direction of the Engineer Incharge.	Cw.t	2,502.50	8,588.84
		Kg	50.05	171.78
28-19	Providing and fixing hot dipped galvanized fully glazed fixed steel sky light of Z section 1.25" (32.5 mm) width or as approved by Engineer incharge including iron lugs, cutting holes and making good the damages to walls.	Sq.m.	1,174.90	6,298.04
		Sq.ft.	109.20	585.30
28-20	Providing and fixing hot dipped galvanized fully glazed single leaf hung steel windows and ventilators of approved section with Z-section 1.25" (32mm) width at each edge including using approved brass sections oxidized fittings, iron lugs, cutting holes and making good the damages to walls.	Sq.m.	1,566.53	7,858.80
		Sq.ft.	145.60	730.35
28-21	Providing and fixing hot dipped galvanized fully glazed double leaf hung steel windows and ventilators of approved section with Z-section 1.25" (32 mm) width at each edge including using approved brass sections oxidized fitting, iron lugs, cutting holes and making good the damages to walls.	Sq.m.	1,478.76	9,648.00
		Sq.ft.	137.45	896.65
28-22	Providing and fixing hot dipped galvanized fully glazed partly fixed and partly hung steel windows and ventilators with Z-section 1.25" (32 mm) width or as approved by Engineer incharge including using approved brass section oxidized fittings, iron lugs, cutting holes and making good the damages to walls	Sq.m.	1,478.76	9,732.15
		Sq.ft.	137.45	904.45
28-23	Providing and fixing fully glazed fixed aluminium sky light of economy section 1.3 mm. or as approved by Engineer incharge including lugs, cutting holes and making good the damages to walls.	Sq.m.	1,478.76	6,412.30
		Sq.ft.	137.45	595.95

Sr. No.	Description	Unit	Rate (Rs.)	
			Labour	Composite
28-24	Providing and fixing fully glazed single leaf hung/sliding aluminium windows, ventilators (Deluxe model - 1.6mm) of anodized champagne or approved color of Alcop, Pakistan Cable or any approved section as approved by Engineer incharge including aluminium fittings, local tinted glass, lugs, cutting holes and making good the damages to walls.	Sq.m.	1,478.76	11,601.50
		Sq.ft.	137.45	1,078.20
28-25	Providing and fixing fully glazed fixed aluminium windows, ventilators (Deluxe model - 1.6mm) of anodized champagne or approved color of Alcop, Pakistan Cable or any approved section as approved by Engineer incharge including aluminium fittings, local tinted glass, lugs, cutting holes and making good the damages to walls.	Sq.m.	1,478.76	11,110.85
		Sq.ft.	137.45	1,032.60
28-26 a)	Providing and fixing fully glazed partly fixed and partly hung or sliding aluminium windows (Deluxe model - 1.6mm) of anodized champagne or approved color of Alcop, Pakistan Cable or any approved section as approved by Engineer Incharge including aluminium fittings, local tinted glass, lugs, cutting holes and making good the damages to walls.	Sq.m.	1,478.76	11,650.20
		Sq.ft.	137.45	1,082.75
b)	Providing and fixing fixed or sliding aluminium wire gauze in aluminium frame as approved by Engineer incharge including aluminium fittings etc.	Sq.m.	1,478.76	2,893.95
		Sq.ft.	137.45	268.95
28-27	Providing and fixing iron grills with section of flat iron section 3/4" x 1/8" as per approved design including welding all sides of the section at the junction and fixing with sunk iron screws, painting with two coats of red oxide paint and fixing in masonry/concrete or wood	Kg.	43.37	177.71
		Lb.	19.36	79.33
28-28	Providing and fixing iron grills with square bars of 3/8" size as per approved design including welding all sides of the section at the junction and fixing with sunk iron screws, painting with two coats of red oxide paint and fixing in masonry/concrete or wood	Kg.	43.37	196.79
		Lb.	19.36	87.85
28-29	Providing and fixing iron bars of required dia at required spacing with horizontal flat iron as per approved design including making holes fixing with sunk iron screws, painting with two coats of red oxide paint.	Kg.	45.89	329.48
		Lb.	20.49	147.09
28-30	Providing and fixing with iron screws holdfasts of flat iron bifurcated at one end as per approved design and size including painting with black bitumastic paint two coats including the cost of embedding with cement concrete 1:2:4 and curing but excluding the cost of cement concrete	Kg.	34.29	153.04
		Lb.	15.55	69.40
28-31	Providing and fixing mild steel anchor or holding down bolts with nuts and washers, welded with M.S. plates if required including painting two coats of black bitumastic paint but excluding the cost of cement concrete.	Kg.	55.80	218.75
		Lb.	25.30	99.20
28-32	Providing rolled steel joists and channels including hoisting and fixing in position in cement concrete but excluding the cost of cement concrete.	Kg.	33.00	126.81
		Lb.	14.95	57.50
28-33	Providing M.S. Tees, angles and flats including fixing in position.	Kg.	26.75	146.40
		Lb.	12.15	66.40
28-34	Providing and fixing R.S. joists and channels including riveting, gusset plates, nuts with hoisting and erecting in position in steel trusses, frame and towers of any approved design.	Kg.	46.85	179.43
		Lb.	21.25	81.40
28-35	Providing and fixing M.S. Tees, angles and flat including riveting, fixing with gusset plates, bolts, hoisting and erecting in position in steel trusses, frames and towers of any approved design.	Kg.	45.75	245.19
		Lb.	20.75	111.20

Sr. No.	Description	Unit	Rate (Rs.)	
			Labour	Composite
28-36	Providing and fixing R.S. joists and channels including welding all the sides of the sections at the junction, gusset plates, bolts, nuts, hoisting and erecting in position in steel trusses and towers of approved design.	Kg.	39.30	216.06
		Lb.	17.85	98.00
28-37	Providing and fixing M.S. ties, angles, and flats including welding of all sides of the section at the junction, gusset plates, bolts, nuts, hoisting and erecting in position in steel trusses, frame and towers of approved design.	Kg.	40.30	203.00
		Lb.	18.30	92.10
28-38	Welding by gas plant upto 10 ft. (3 m.) height from ground level.	Per cm.	1.35	1.98
		Per inch	3.45	5.00
28-39	Welding by Electric plant upto 10 ft. (3 m.) height from ground level.	Per cm.	2.95	9.35
		Per inch	7.50	23.75
28-40	Providing and fixing moulded steel door frame of approved profile, manufactured from zinc-coated mild steel sheets 16 gauge made by Shahah Industries or equivalent standard conforming to B.S.S.1245, treated with special primer base paint all round, fitted with six fixing lugs, three steel hinges for fixing door shutters standard lock-strike plate, one sliding holt eye, and three rubber buffers, including cutting holes and making good damages to walls and filling the door frame cavity with lean cement mortar 1:4 as directed by the Engineer Incharge.			
i)	5" (125 mm) size	R.M.	86.80	1,076.50
		R.ft.	26.45	328.10
ii)	10" (250 mm) size	R.M.	130.20	1,171.20
		R.ft.	39.70	357.00
28-40A	Item same as above except moulded steel door frame manufactured from zinc coated mild steel 18 gauge sheets instead of 16 gauge			
i)	5" (125 mm) size	R.M.	86.80	1,076.50
		R.ft.	26.45	328.10
ii)	10" (250 mm) size	R.M.	130.20	1,119.85
		R.ft.	39.70	341.35
28-41	Providing and fixing fully glazed Aluminium swing doors (Deluxe model-1.6mm) of anodized Champagne or approved color Alcop, Pakistan Cable or any approved section including Aluminium fittings, hungs, cutting holes and making good damages to walls.	Sq.m.	1,617.95	14,139.90
		Sq.ft.	150.35	1,314.10
28-42	Providing and fixing fully glazed Aluminium sliding doors (Deluxe model-1.6mm) of anodized Champagne or approved color of Alcop, Pakistan Cable or any approved section including Aluminium fittings, hungs, cutting holes and making good damages to walls.	Sq.m.	1,617.95	15,397.85
		Sq.ft.	150.35	1,431.05
28-43	Providing and fixing fully gauced aluminium sliding doors (Deluxe model-1.6mm) of anodized Champagne or approved color of Alcop, Pakistan Cable or any approved section including Aluminium fittings, hungs, cutting holes and making good damages to walls.	Sq.m.	1,617.95	15,745.45
		Sq.ft.	150.35	1,463.35

Sr. No.	Description	Unit	Rate (Rs.)	
			Labour	Composite
28-44	Small iron work such as gusset plates knees, bends, stirrups, straps, rings including cutting, drilling, rivetting, handling assembling but excluding erection in position.	Kg.	45.75	117.37
		Lb.	20.75	53.25
28-45	Fabrication of heavy steel work with angle, tees, flat iron, round iron and sheet iron for making trusses, girders, tanks including cutting, drilling riveting, handling, assembling and fixing but excluding erection in position.	Kg.	23.43	178.65
		Lb.	10.65	81.05
28-46	Erection and fixing in position iron trusses and staging of water tank.	Kg.	9.22	
		Lb.	4.20	
28-47	Providing and fixing steel grated single leaf door with locking arrangement, angle iron 2" x 2" x 1/4" frame, middle strip, 1/4" thick gusset plate 3" x 3" at each edge and 3/4" M.S square or round bars at 4" c/c including two coats of red oxide paint.			
a)	M.S. sq. bars 3/4" (19 mm) size.	Sq.m.	2,366.15	10,908.17
		Sq.ft.	219.90	1,013.75
b)	M.S round bars 3/4" (19 mm) dia	Sq.m.	2,366.15	14,325.79
		Sq.ft.	219.90	1,331.40
28-48	Providing and fixing steel grated double leaf door with locking arrangement, angle iron 2"x2"x3/8" frame, middle strip, 1/4" thick gusset plate 3" x 3" at each edge and 3/4" M.S square or round bars at 4" c/c including two coats of red oxide paint.			
a)	M.S. sq. bars 3/4" (19 mm) size.	Sq.m.	2,262.80	11,063.40
		Sq.ft.	210.30	1,028.20
b)	M.S round bars 3/4" (19 mm) dia	Sq.m.	2,262.80	13,856.00
		Sq.ft.	210.30	1,287.75
28-49	Providing and fixing steel grated single leaf door with 1/16" (1.6mm) thick M.S. sheeting and locking arrangement, angle iron 2"x2"x3/8" frame, middle strip, 1/4" thick gusset plate 3"x3" at each edge and 3/4" M.S square or round bars at 4" c/c including two coats of red oxide paint.			
a)	M.S. sq. bars 3/4" (19 mm) size.	Sq.m.	2,458.10	13,087.80
		Sq.ft.	228.45	1,216.35
b)	M.S round bars 3/4" (19 mm) dia	Sq.m.	2,458.10	17,286.69
		Sq.ft.	228.45	1,606.55
28-50	Providing and fixing steel grated double leaf door with M.S. 1/16" (1.6mm) thick sheet and locking arrangement, angle iron 2"x2"x3/8" frame, middle strip, 1/4" thick gusset plate 3"x3" at each edge and 3/4" M.S square or round bars at 4" c/c including two coats of red oxide paint.			
a)	M.S. sq. bars 3/4" (19 mm) size.	Sq.m.	2,354.90	13,312.65
		Sq.ft.	218.85	1,237.25
b)	M.S round bars 3/4" (19 mm) dia	Sq.m.	2,354.90	18,036.71
		Sq.ft.	218.85	1,676.25

Sr. No.	Description	Unit	Rate (Rs.)	
			Labour	Composite
28-51	Providing and fixing iron grating in opening with flat iron 2" x 3/8" frame and 3/4" M.S. square or round bars placed at 4" c/c including two coats of black Japan paint.			
a)	M.S. sq. bars 3/4" (19 mm) size.	Sq.m.	1,293.45	6,304.30
		Sq.ft.	120.20	585.90
b)	M.S round bars 3/4" (19 mm) dia	Sq.m.	1,293.45	5,322.45
		Sq.ft.	120.20	494.65
28-52	Providing and fixing iron grating for fire place with flat iron 2" x 1/4" frame and 1/2" M.S. square or round bars placed at 6" c/c including two coats of black Japan paint.			
a)	M.S. sq. bars 1/2" (12 mm) size	Sq.m.	702.45	3,801.70
		Sq.ft.	65.30	353.30
b)	M.S round bars 1/2" (12 mm) dia	Sq.m.	702.45	3,504.80
		Sq.ft.	65.30	325.70
28-53	Providing and fixing stair railing of 3" (75mm) size of all types and design of shesham wood or similar including bends and corners, screwed to 5/8" (16mm) square or round bars, 2.75 ft (0.84m) high, 5.5" (140mm) c/c in steps including welding of M.S. flat 1"x1/8" to bars and three coats of painting and polishing			
a)	M.S. sq. bars 5/8" (16 mm) size	R.M.	651.50	3,884.05
		R.ft.	198.60	1,183.85
b)	M.S round bars 5/8" (16 mm) dia	R.M.	651.50	3,558.70
		R.ft.	198.60	1,084.70
28-54	Providing and fixing terrace railing of 2" (50mm) internal dia steel pipe welded with square or round bars 2.75 ft high at 5" c/c and embedded in reinforced cement concrete as per design and drawing including cost of cement mortar 1:4 and two coats of paint.			
a)	M.S. sq. bars 5/8" (16 mm) size	R.M.	512.50	1,622.58
		R.ft.	156.20	494.55
b)	M.S round bars 5/8" (16 mm) dia	R.M.	512.50	756.64
		R.ft.	156.20	230.65
28-55	Providing and fixing stair railing of 2.5" (65mm) internal dia steel pipe welded with M.S. bars 6" c/c and embeded in reinforced cement concrete steps as per design and drawing including cost of cement mortar 1:4 and two coats of paint.			
a)	M.S. sq. bars 5/8" (16 mm) size	R.M.	715.27	1,464.52
		R.ft.	218.00	446.40
b)	M.S round bars 5/8" (16 mm) dia	R.M.	715.27	1,721.23
		R.ft.	218.00	524.65
28-56	Providing and fixing M.S angle iron 1/1/2" x1/1/2" x1/4" edge protector nozing for steps of stairs having hold fast of 1/4" dia M.S. bars 6" long welded at 10" c/c or 3 Nos. in each step and embeded in cement concrete on steps.			
		R.M.	127.05	702.80
		R.ft.	38.75	214.20


Sr. No.	Description	Unit	Rate (Rs.)	
			Labour	Composite
28-57	Providing and fixing G.I. wire gauze 24 SWG (1.06mm), 2.1mm x 2.1mm mesh fixed with flat iron 1/2"x1/8" at 15" c/c and screwed at 6" c/c to steel windows, doors and grill including painting.	Sq.m.	416.40	804.02
		Sq.ft.	38.70	74.70
28-58	Providing & fixing steel windows with openable glazed panels using beam section for frame 1.5"x1"x5/8"x1/8" z-section for leave 3/4"x1"x3/4"x1/8" T-section sashes 1"x1"x1/8" glass panes, wooden screws for glazing embedded over a thin layer of putty duly screwed with leave with fittings of approved make including cost of painting, hold fast, fabrication, cutting holes as per approved design.			
a)	With G.I. wire gauze 22 gauge - 12 mesh			
i)	With glass 3 mm thick	Sq.m.	955.50	5,772.75
		Sq.ft.	88.80	536.50
ii)	With glass 5 mm thick	Sq.m.	955.50	5,487.42
		Sq.ft.	88.80	510.00
iii)	With glass 6 mm thick	Sq.m.	955.50	5,553.71
		Sq.ft.	88.80	516.15
b)	Without wire gauze			
i)	With glass 3 mm thick	Sq.m.	512.50	4,039.00
		Sq.ft.	47.65	375.35
ii)	With glass 5 mm thick	Sq.m.	512.50	4,116.00
		Sq.ft.	47.65	382.55
iii)	With glass 6 mm thick	Sq.m.	512.50	4,168.00
		Sq.ft.	47.65	387.35
28-59	Providing and fixing angle iron railing using 2.5"x 2.5"x 3/8" angle iron post 5 ft long and 5 ft. apart with 2.5"x 2.5"x 3/8" angle iron top railing and two rows of M.S. flat 2.5"x 1/4" including fixing side of bridge/structure with 3/4" dia. U bolts and painting.	R.M.	306.05	3,496.10
		R.ft.	93.30	1,065.60
28-60	Providing and fixing barbed wire fencing comprising 1.5"x 1.5"x 3/16" angle iron post 3 ft long, 4 ft c/c embeded in cement concrete 1:4:8 base of 9"x 9"x 12" size with three rows of barbed wire 6" c/c including binding wire and painting of posts.			
a)	Barbed wire 2 ply, 12 gauge (2.17 mm) thick	R.M.	71.10	461.40
		R.ft.	21.65	140.65
b)	Barbed wire 3 ply, 12 gauge (2.17 mm) thick	R.M.	71.10	497.50
		R.ft.	21.65	151.65
28-61	Providing and fixing barbed wire fencing around compound wall comprising 1.5"x 1.5"x 3/16" angle iron posts 3 ft long and 4ft apart embeded in cement concrete 1:4:8 base of 6"x 6"x 9" size and 4 rows of 2 ply, 14 gauge barbed wire 6" c/c including binding wire and painting of posts.	R.M.	75.05	492.45
		R.ft.	22.90	150.10

Sr. No.	Description	Unit	Rate (Rs.)	
			Labour	Composite
28-62	Providing and fixing barbed wire fencing with 4 horizontal and 2 cross wires with R.C.C. posts 5'- 6"x 6"x 9", 8.25 ft c/c reinforced with 4 No. 3/8" dia. vertical bars and 1/8" dia. stirrups at 12" c/c.			
a)	Without cement concrete base			
i)	Barbed wire 2 ply, 14 gauge (1.8 mm) thick	R.M.	145.95	617.45
		R.ft.	44.50	188.20
ii)	Barbed wire 3 ply, 14 gauge (1.8 mm) thick	R.M.	145.95	735.00
		R.ft.	44.50	224.05
iii)	Barbed wire 2 ply, 12 gauge (2.17 mm) thick	R.M.	145.95	689.30
		R.ft.	44.50	210.10
iv)	Barbed wire 3 ply, 12 gauge (2.17 mm) thick	R.M.	145.95	782.90
		R.ft.	44.50	238.65
b)	With 1 : 4 : 8 cement concrete base of 12" x12" x 21" size			
i)	Barbed wire 2 ply, 14 gauge (1.8 mm) thick	R.M.	145.95	729.70
		R.ft.	44.50	222.40
ii)	Barbed wire 3 ply, 14 gauge (1.8 mm) thick	R.M.	145.95	847.25
		R.ft.	44.50	258.25
iii)	Barbed wire 2 ply, 12 gauge (2.17 mm) thick	R.M.	145.95	801.55
		R.ft.	44.50	244.30
iv)	Barbed wire 3 ply, 12 gauge (2.17 mm) thick	R.M.	145.95	895.15
		R.ft.	44.50	272.85
28-63	Providing and fixing barbed wire fencing with 4 horizontal and 2 cross wires fixed with 7'x9"x9" R.C.C.1:2:4 posts at 100 ft (30m) c/c, stiffening posts 7'x6"x6" at 50 ft (15m) interval and intermediate post 7'x5"x5" at 8.25 ft (2.5m) vertical bars in straining and stiffening posts to be 4 Nos. 3/8" dia, stirrups for all posts to be 1/4" dia at 12" c/c including cost of eye bolts, washers and steel reinforcement and its fabrication and placing.			
a)	Without cement concrete base			
i)	Barbed wire 2 ply, 14 gauge (1.8 mm) thick	R.M.	180.50	772.50
		R.ft.	55.00	235.45
ii)	Barbed wire 3 ply, 14 gauge (1.8 mm) thick	R.M.	180.50	887.14
		R.ft.	55.00	270.40
iii)	Barbed wire 2 ply, 12 gauge (2.17 mm) thick	R.M.	180.50	842.59
		R.ft.	55.00	256.80
iv)	Barbed wire 3 ply, 12 gauge (2.17 mm) thick	R.M.	180.50	933.82
		R.ft.	55.00	284.65

Sr. No.	Description	Unit	Rate (Rs.)	
			Labour	Composite
b)	With 1 : 4 : 8 cement concrete base of 12" x12" x 21" size			
i)	Barbed wire 2 ply, 14 gauge (1.8 mm) thick	R.M. R.ft.	180.50 55.00	978.73 298.30
ii)	Barbed wire 3 ply, 14 gauge (1.8 mm) thick	R.M. R.ft.	180.50 55.00	1,093.32 333.25
iii)	Barbed wire 2 ply, 12 gauge (2.17 mm) thick	R.M. R.ft.	180.50 55.00	1,048.77 319.65
iv)	Barbed wire 3 ply, 12 gauge (2.17 mm) thick	R.M. R.ft.	180.50 55.00	1,140.00 347.50
28-64	Providing and fixing steel windows with openable glazed pannels using 2"x 1.5" x1/8" M.S pipe for frame, 3/4"x1"x3/4"x1/8" Z section for leaves, 1"x1"x1/8" T-section sashes. The cost of wire gauze, glass panes and painting is not included.	Sq.m. Sq.ft.	2,624.60 243.90	10,528.95 978.55
28-65	Extra on all aluminium works on respective items if powdered coated colored aluminium is used	% Increase		0.08
28-66	Steel work in built up tubular trusses including cutting, hoisting fixing in position and applying a priming coat of approved steel primer, welded and bolted including special shaped washers etc. complete in all respect as directed by the Engineer Incharge.			
a)	Hot finished welded type tubes	Kg. Lb.	42.50 19.30	97.10 44.05
b)	Hot finished seamless type tubes	Kg. Lb.	42.50 19.30	106.81 48.45
28-67	Add extra for respective payable item of ground floor	% Increase		0.10
a)	For first floor			
b)	For every additional floor above first floor	% Increase		0.08
28-68	Provide and fix balli fencing posts embedded in concrete and coaltaring embedded portion but excluding the cost of excavation and concrete.			
a)	4" (100 mm) dia.	R.M. R.ft.	28.99 8.85	164.71 50.20
b)	3" (75 mm) dia.	R.M. R.ft.	28.99 8.85	143.67 43.80
28-69	Providing and fixing brass grill railing of approved pattern and design including fixing with brass screws and polishing.	Kg. Lb.	44.30 20.10	18,571.20 8,423.85
28-70	Providing and fixing aluminium angle in corners with rawl plugs and aluminium screws.			
a)	1" x 1" x 1/8" size	R.M. R.ft.	44.90 13.70	323.83 98.70
b)	1.5" x 1.5" x 1/8" size	R.M. R.ft.	44.90 13.70	662.21 201.85

Sr. No.	Description	Unit	Rate (Rs.)	
			Labour	Composite
28-71	Providing and fixing aluminium strip with aluminium screws. a) 1" x 1/8" size strip	R.M.	44.90	162.80
		R.ft.	13.70	49.60
	b) 1.5" x 1/8" size strip	R.M.	44.90	192.38
		R.ft.	13.70	58.65
28-72	Providing and fixing 6" (150 mm) dia wind catcher of G.I. sheet 22 gauge (1.22 mm) of approved shape and design including the cost of wire gauze covering and bottom ring.	R.M.	76.89	1,176.13
		R.ft.	23.45	358.50
	b) Extra for every additional 25mm (1") dia over item No. 30- 42(a).	R.M.	209.16	103.90
		R.ft.	63.75	31.65
28-73	Providing and fixing 6" (150 mm) dia. C.I. pipe wind catcher of approved shape and design including the cost of wire gauze covering and bottom ring.	Kg.	10.50	60.23
		Lb.	4.69	26.89
28-74	Providing and fixing aluminium sheet of 22 gauge (1.15 mm) thick on wooden surface with sunken aluminium screws of required size.	Sq.m.	51.25	735.90
		Sq.ft.	4.75	68.40
28-75	Providing and fixing G.I. sheet of 22 gauge (1.15 mm) thick on wooden surface with sunken G.I. screws of required size.	Sq.m.	51.25	1,005.05
		Sq.ft.	4.75	93.40
28-76	Providing and installing M.S. spiral stair case with central post, railing and braces at required interval including two coats of paint but excluding the cost of cement concrete work in base. a) 5 ft. (1.5 m) dia.	Kg.	69.23	266.52
		Kg.	69.23	257.22
28-77	Providing and laying aluminium strips of any section in floor of any description.	R.M.	31.25	254.30
		R.ft.	9.55	77.50
28-78	Providing and fixing aluminium ribbed nosing to treads of required section with aluminium lugs fixed with aluminium screws and rawl plugs.	R.M.	103.00	427.00
		R.ft.	31.40	130.15
28-79	Providing and fixing flat iron ribbed nosing to treads of required sections with iron lugs fixed with screws and rawl plugs.	R.M.	103.00	269.80
		R.ft.	31.40	82.25
28-80	Providing and fixing brass ribbed nosing to treads of approved sections with iron lugs fixed with brass screws and rawl plugs.	R.M.	103.00	472.45
		R.ft.	31.40	144.00
28-81	Fixing enamelled iron gauzes flush with masonry including cost of hooks.	R.M.	390.55	434.90
		R.ft.	119.05	132.55
28-82	small iron work with wooden truces.	Cw.t	2,502.50	8,588.84
		Kg	50.05	171.78


Ref. Tech. Specs.
28.1.5
28.1.6
28.1.5
28.1.6
28.1.5
28.1.6
28.1.5
28.1.6
28.1.5
28.1.5
28.1.5
28.1.5
28.1.5
28.1.5
28.1.6
28.1.6
28.1.5
28.1.5
28.1.6
28.1.6
28.1.5.4
28.1.5



Ref. Tech. Specs.
28.1.5.4
28.1.5.4
28.1.5.4
28.1.5
28.1.5
28.1.5
28.1.5
28.1.5
28.1.5
28.1.5
28.1.6
28.2




Ref. Tech. Specs.
28.2
28.2 28.1.6
28.2 28.1.6
28.2
28.1.6.1
28.1.6.1
28.1.6.1
28.1.7
28.1.7
28.1.6
28.1.6
28.1.6 28.1.6
28.1.6



Ref. Tech. Specs.
28.1.6
28.1.6
28.1.5
28.1.5
28.2 28.1.6
28.2
28.2




Ref. Tech. Specs.
28.1.6
28.1.6
28.1.5
28.1.5
28.1.5
28.1.5



Ref. Tech. Specs.
28.1.7
28.1.7
28.1.6
28.1.6
28.1.7
28.1.6



Ref. Tech. Specs.
28.1.5.5
28.1.6 28.1.5
28.1.6
28.1.7
28.1.7



Ref. Tech. Specs.

28.1.7



28.1.7

Ref. Tech.
Specs.



28.1.5


28.2.6

28.1.7

28.1.6

| 28.2

28.2

Ref. Tech. Specs.
28.1.6

28.2
13.5
28.1.6
28.2
28.2
28.1.6
28.1.6
28.1.5